



0.1 ... 30 MHz

0.1 ... 54 MHz

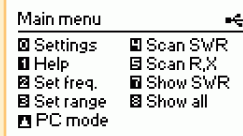
RigExpert AA-30 and AA-54 are powerful antenna analyzers designed for testing, checking, tuning or repairing antennas and antenna feedlines.

Mainly, these are SWR (Standing Wave Ratio) and impedance measurement instruments (vector impedance analyzers).

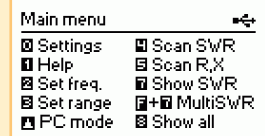
Easy-to use measurement modes, as well as additional features such as connection to a personal computer (to plot Smith charts, etc.), make RigExpert AA-30 and AA-54 attractive for professionals and hobbyists.

The following tasks are easily accomplished by using RigExpert AA-30 and AA-54:

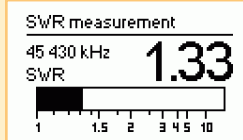
- Rapid check-out of an antenna
- Tuning an antenna to resonance
- Antenna SWR and impedance measurement and comparison before and after specific event (rain, hurricane, etc.)
- Making coaxial lines or measuring their parameters
- Cable testing and fault location
- Measuring capacitance or inductance of reactive loads



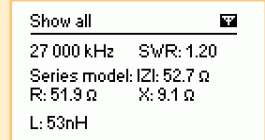
Main Menu of AA-30



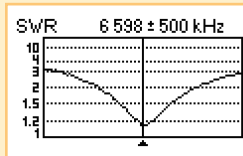
Main Menu of AA-54



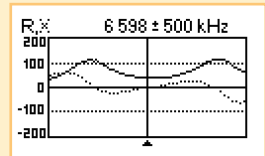
Single-point SWR measurement



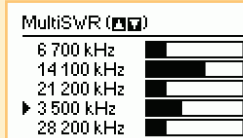
"Show all" screen



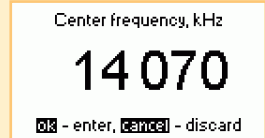
SWR graph



R, X graph



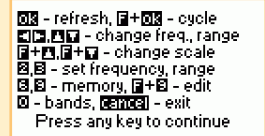
Multi-point SWR measurement



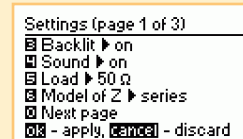
Frequency entry



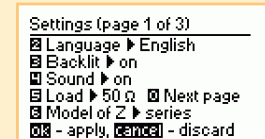
"Save to memory" screen



Help screen for one of measurement modes



First page of the Settings menu of AA-30



First page of the Settings menu of AA-54

Specifications

Frequency range: AA-30: 0.1 to 30 MHz,
AA-54: 0.1 to 54 MHz

Frequency entry: 1 kHz resolution

SWR measurement range: 1 to 10

SWR measurement for 50 and 75-Ohm systems

SWR display: numerical or easily-readable bar

R and X range: 0...1000, -1000...1000 in numerical mode,
0...200, -200...200 in graph mode

Display modes:

- SWR at single or multiple (AA-54 only) frequencies
- SWR, R, X, Z, L, C at single frequency
- SWR graph, 100 points
- R, X graph, 100 points

RF output:

- Connector type: UHF (SO-239)
- Output signal shape: rectangular, 0.1...10 MHz (AA-30) or 0.1...10.8 MHz (AA-54). For higher frequencies, third or fifth (AA-54) harmonics are used.
- Output power: about +13 dBm (at 50 Ohm load)

Power:

- Two 1.5 V, alkaline batteries, type AA
- Two 1.2 V, 1800...2700 mA·h, Ni-MH batteries, type AA
- Max. 3 hours of continuous measurement, max. 2 days in stand-by mode when fully charged batteries are used
- When the analyzer is connected to a PC or a DC adapter with USB socket, it takes power from these sources

Interface:

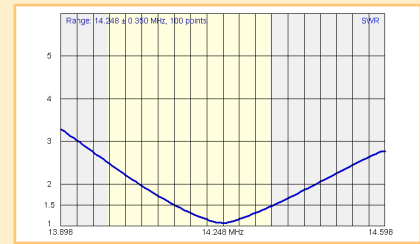
- 128x64 graphical backlit LCD
- 6x3 keys on the water-proof keypad
- AA-54: multilingual menus and help screens, AA-30: menus and help screens in English language
- USB connection to a personal computer
- Free of charge AntScope software for Windows, Mac OS and Linux

Dimensions: 22x10x3.6 cm (9x4x1.5")

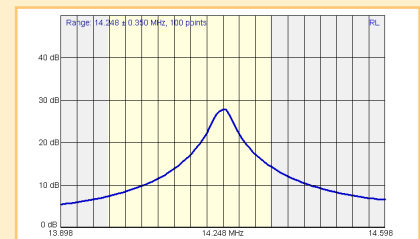
Operating temperature: 0...40 °C (32...104 °F)

Weight (including batteries): 400g (14 Oz)

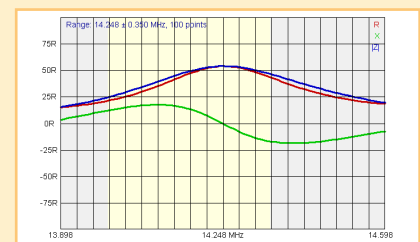
AntScope software capabilities



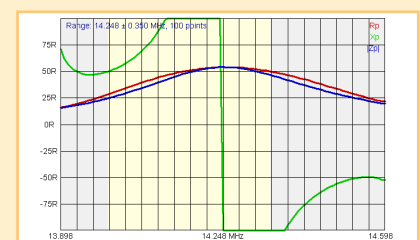
SWR graph



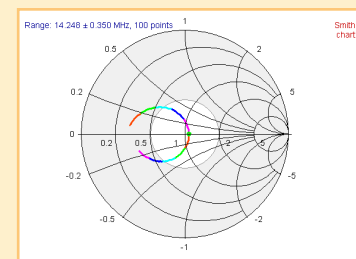
Return loss graph



R,X,Z graph,
series model



R,X,Z graph,
parallel model



Smith chart